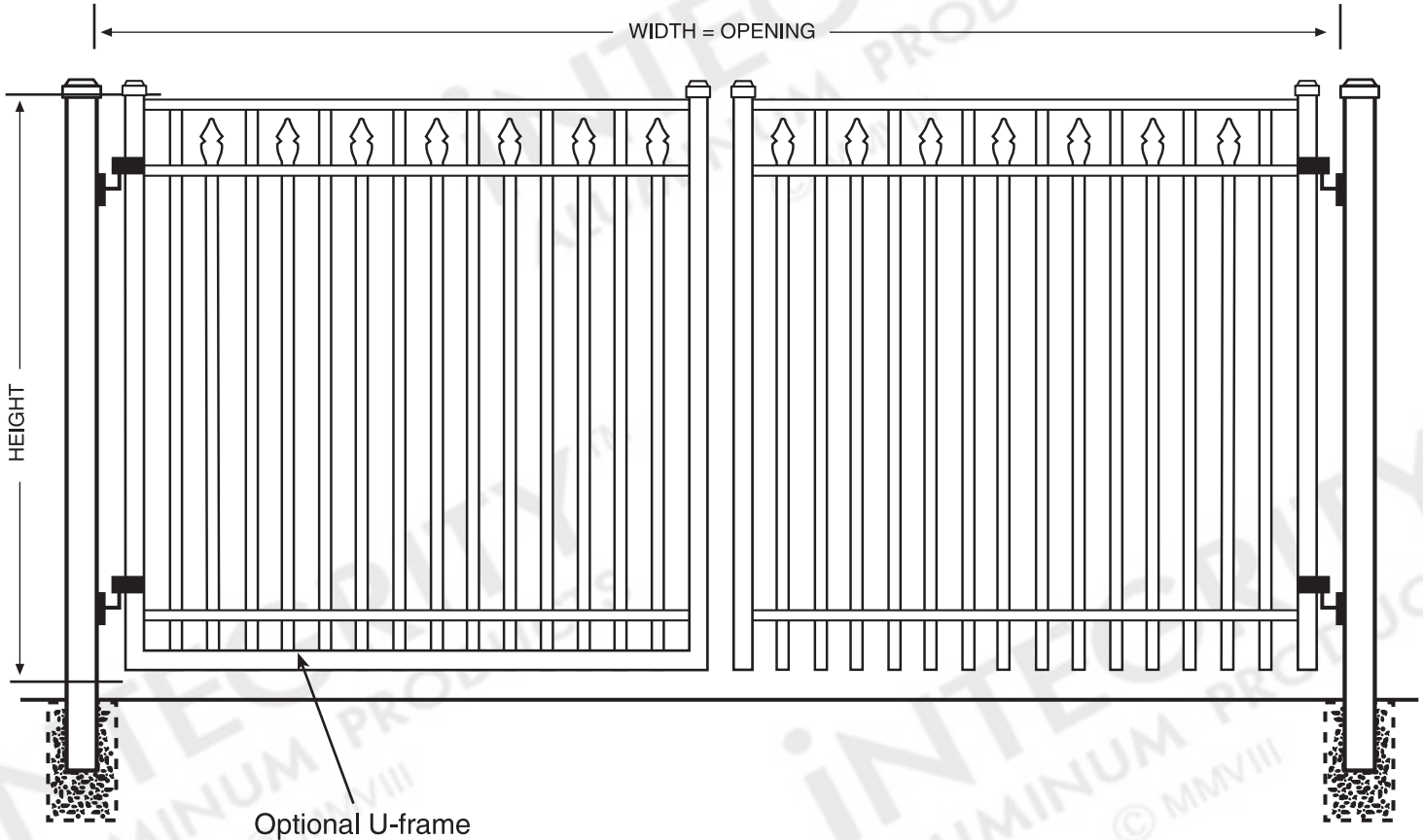


INTEGRITY
ALUMINUM PRODUCTS
800.762.8876



SANIBEL™ Premier™ Driveway Gate

DIMENSIONS

The height and width dimensions for this gate are available in standardized one-foot increments but can be customized to meet unique requirements.

CONFIGURATION

This Premier™ Driveway Gate can be constructed as a single-leaf gate up to 8' in width. An optional Mid-rail is available.

HARDWARE

Gate latch and hinges sold separately and may vary depending on size of gate and posts. Suggestions provided. A standard drop rod is included.


SPECIFICATIONS

PREMIER GRADE

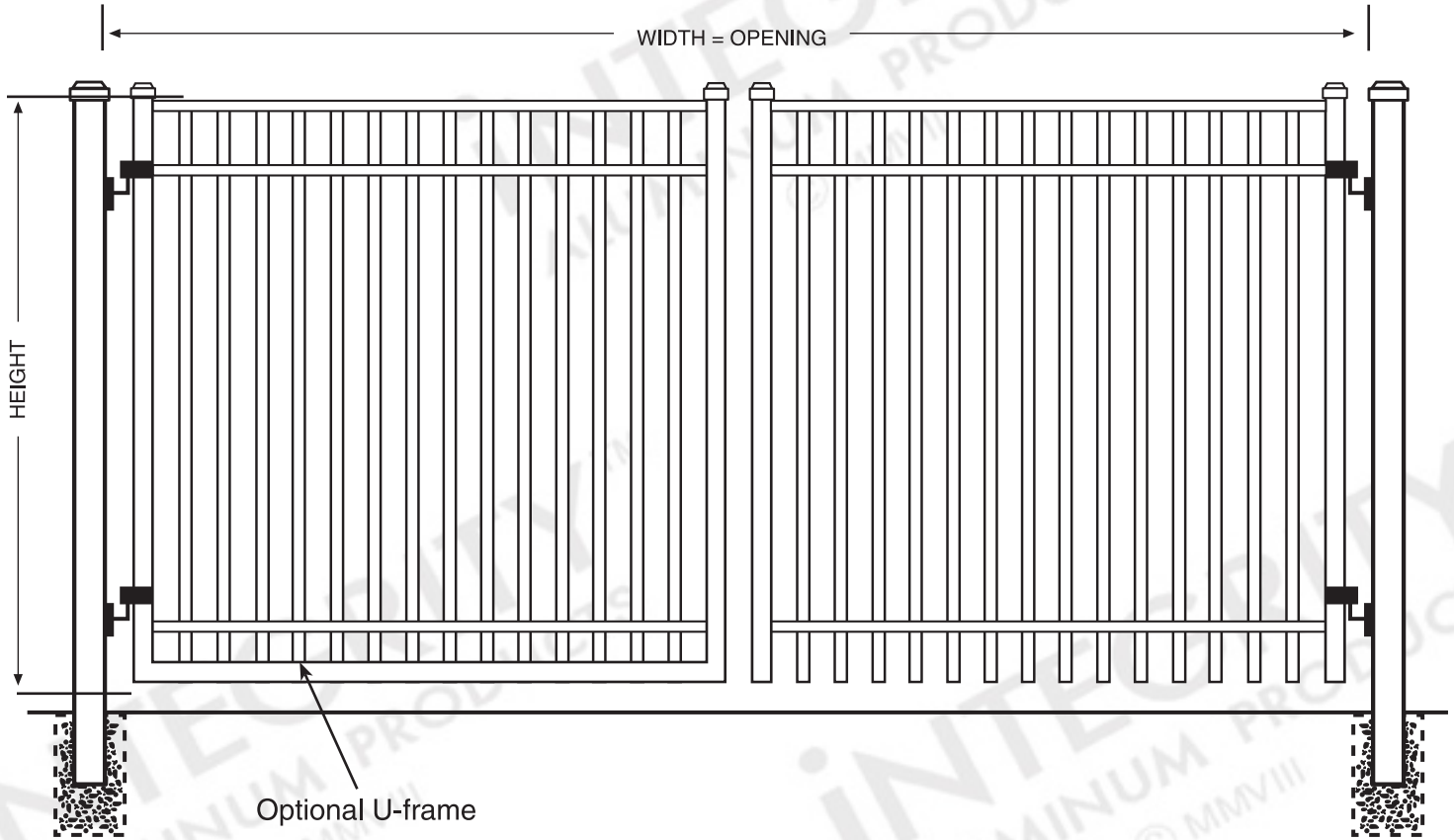
Posts Available	2" x 2" x .080 Wall 2" x 2" x .125 Wall 2½" x 2½" x .100 Wall 3" x 3" x .125 Wall
Gate Frame Uprights	2" x 2" x .080 Wall
Horizontal Rails Side Walls Top Walls	1⅜" x 1¼" .088" .065"
Vertical Pickets Standard Spacing Extreme Spacing	¾" x ¾" x .055 Wall 3⅝" 1½" Available
Heights Available	Up to 6'
Widths Available	Up to 16'

All Specifications Are Nominal





iNTEGRITY™
ALUMINUM PRODUCTS
 800.762.8876



SAN MARINO™ Premier™ Driveway Gate

DIMENSIONS

The height and width dimensions for this gate are available in standardized one-foot increments but can be customized to meet unique requirements.

CONFIGURATION

This Premier™ Driveway Gate can be constructed as a single-leaf gate up to 8' in width. An optional Mid-rail is available.

HARDWARE

Gate latch and hinges sold separately and may vary depending on size of gate and posts. Suggestions provided. A standard drop rod is included.

SPECIFICATIONS


PREMIER GRADE

Posts Available	2" x 2" x .080 Wall 2" x 2" x .125 Wall 2½" x 2½" x .100 Wall 3" x 3" x .125 Wall
Gate Frame Uprights	2" x 2" x .080 Wall
Horizontal Rails Side Walls Top Walls	1 ³ / ₈ " x 1¼" .088" .065"
Vertical Pickets Standard Spacing Extreme Spacing	¾" x ¾" x .055 Wall 3 ⁵ / ₈ " 1½" Available
Heights Available	Up to 6'
Widths Available	Up to 16'

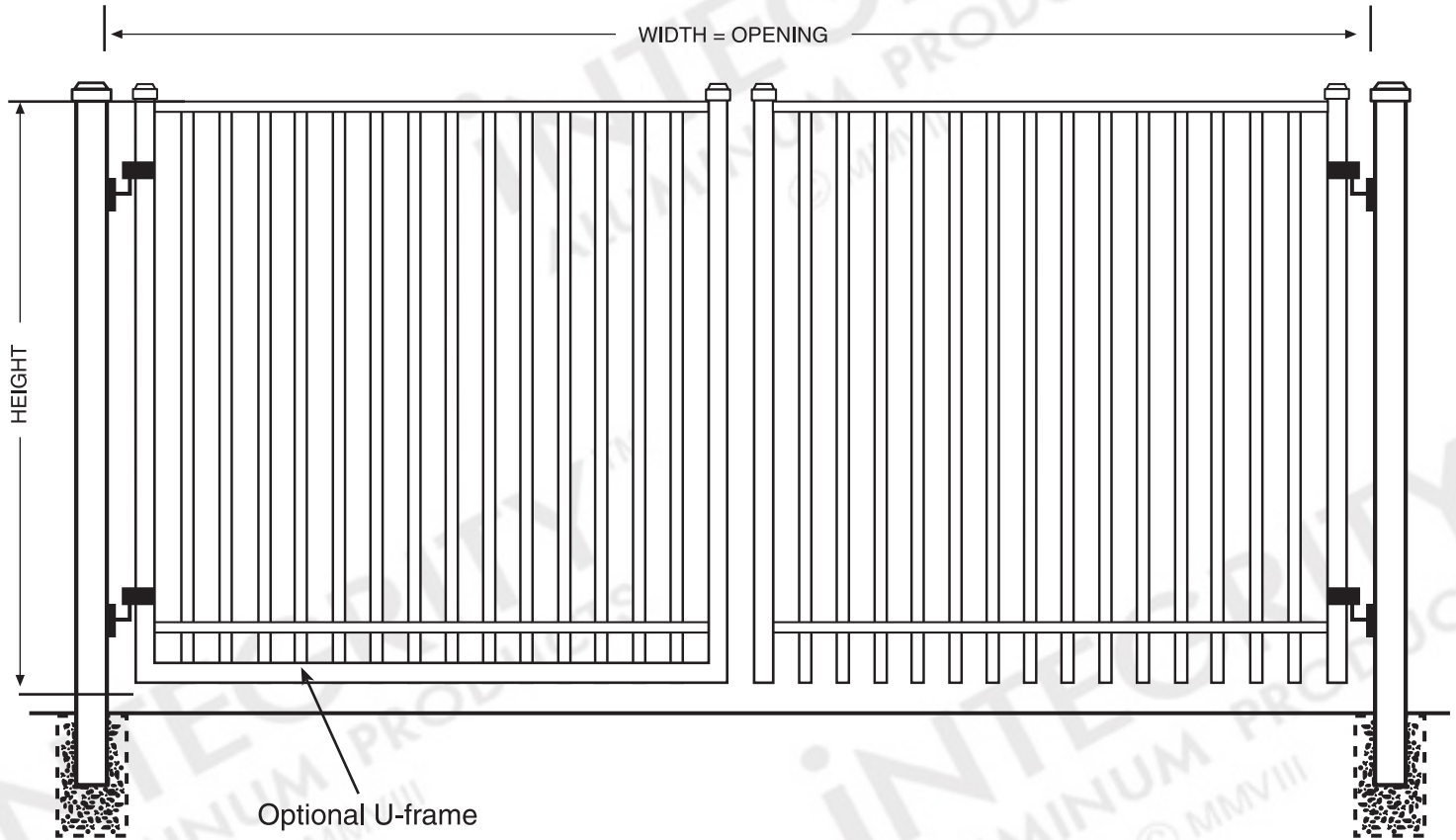
All Specifications Are Nominal



© 2009 Integrity Aluminum Products. Above schematic is intended as a representation only and is not to scale. www.integrityaluminumproducts.com



iNTEGRITY™
ALUMINUM PRODUCTS
 800.762.8876



VENTURA™ Premier™ Driveway Gate

DIMENSIONS

The height and width dimensions for this gate are available in standardized one-foot increments but can be customized to meet unique requirements.

CONFIGURATION

This Premier™ Driveway Gate can be constructed as a single-leaf gate up to 8' in width. An optional Mid-rail is available.

HARDWARE

Gate latch and hinges sold separately and may vary depending on size of gate and posts. Suggestions provided. A standard drop rod is included.


SPECIFICATIONS

PREMIER GRADE

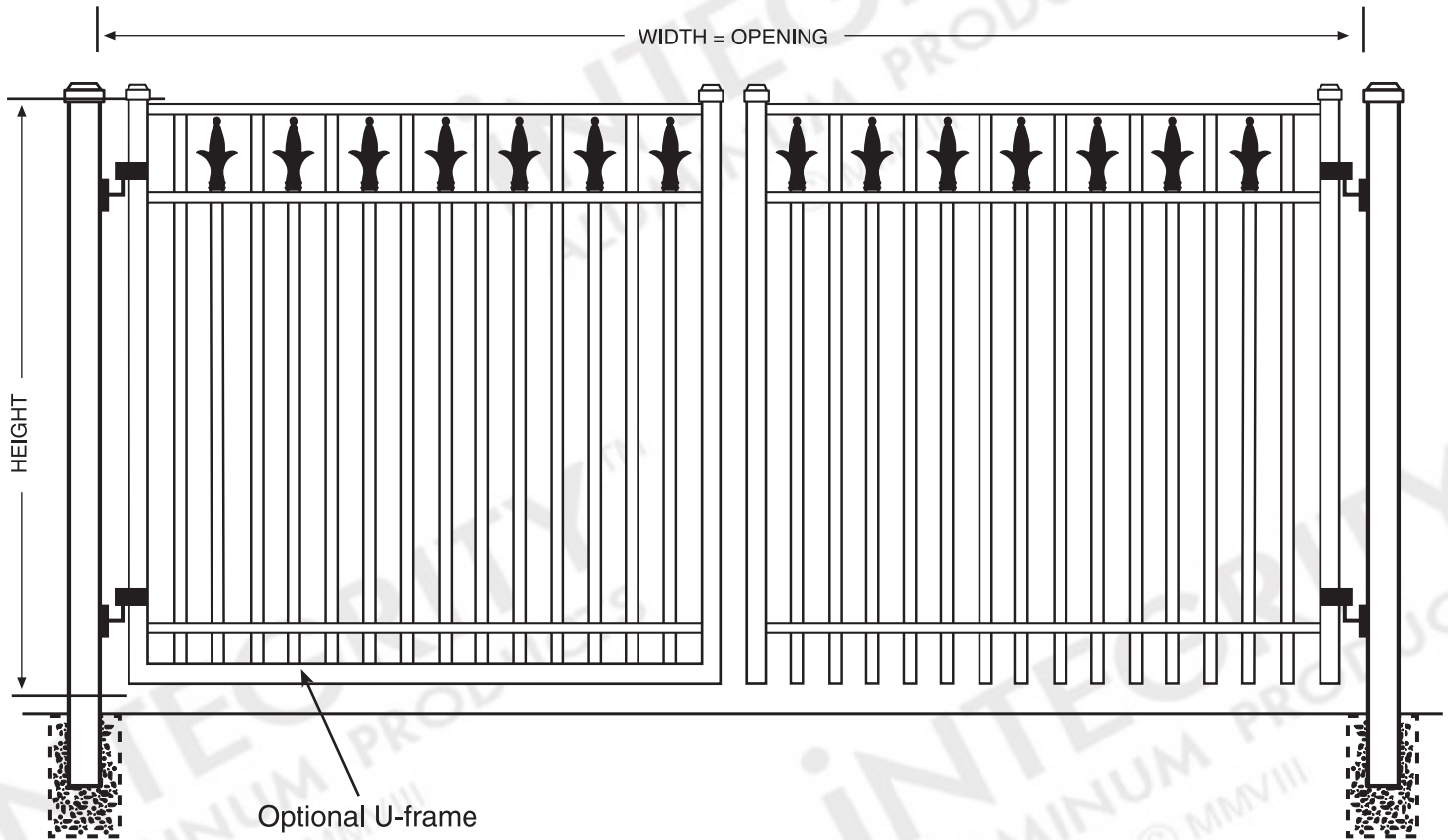
Posts Available	2" x 2" x .080 Wall 2" x 2" x .125 Wall 2½" x 2½" x .100 Wall 3" x 3" x .125 Wall
Gate Frame Uprights	2" x 2" x .080 Wall
Horizontal Rails Side Walls Top Walls	1 ³ / ₈ " x 1¼" .088" .065"
Vertical Pickets Standard Spacing Extreme Spacing	¾" x ¾" x .055 Wall 3 ⁵ / ₈ " 1½" Available
Heights Available	Up to 6'
Widths Available	Up to 16'
All Specifications Are Nominal	



© 2009 Integrity Aluminum Products. Above schematic is intended as a representation only and is not to scale. www.integrityaluminumproducts.com



iNTEGRITYTM
 ALUMINUM PRODUCTS
 800.762.8876



NEW ORLEANSTM PremierTM Driveway Gate

DIMENSIONS

The height and width dimensions for this gate are available in standardized one-foot increments but can be customized to meet unique requirements.

CONFIGURATION

This PremierTM Driveway Gate can be constructed as a single-leaf gate up to 8' in width. An optional Mid-rail is available.

HARDWARE

Gate latch and hinges sold separately and may vary depending on size of gate and posts. Suggestions provided. A standard drop rod is included.

SPECIFICATIONS


PREMIER GRADE

Posts Available	2" x 2" x .080 Wall 2" x 2" x .125 Wall 2½" x 2½" x .100 Wall 3" x 3" x .125 Wall
Gate Frame Uprights	2" x 2" x .080 Wall
Horizontal Rails Side Walls Top Walls	1 ³ / ₈ " x 1¼" .088" .065"
Vertical Pickets Standard Spacing Extreme Spacing	¾" x ¾" x .055 Wall 3 ⁵ / ₈ " 1½" Available
Heights Available	Up to 6'
Widths Available	Up to 16'

All Specifications Are Nominal



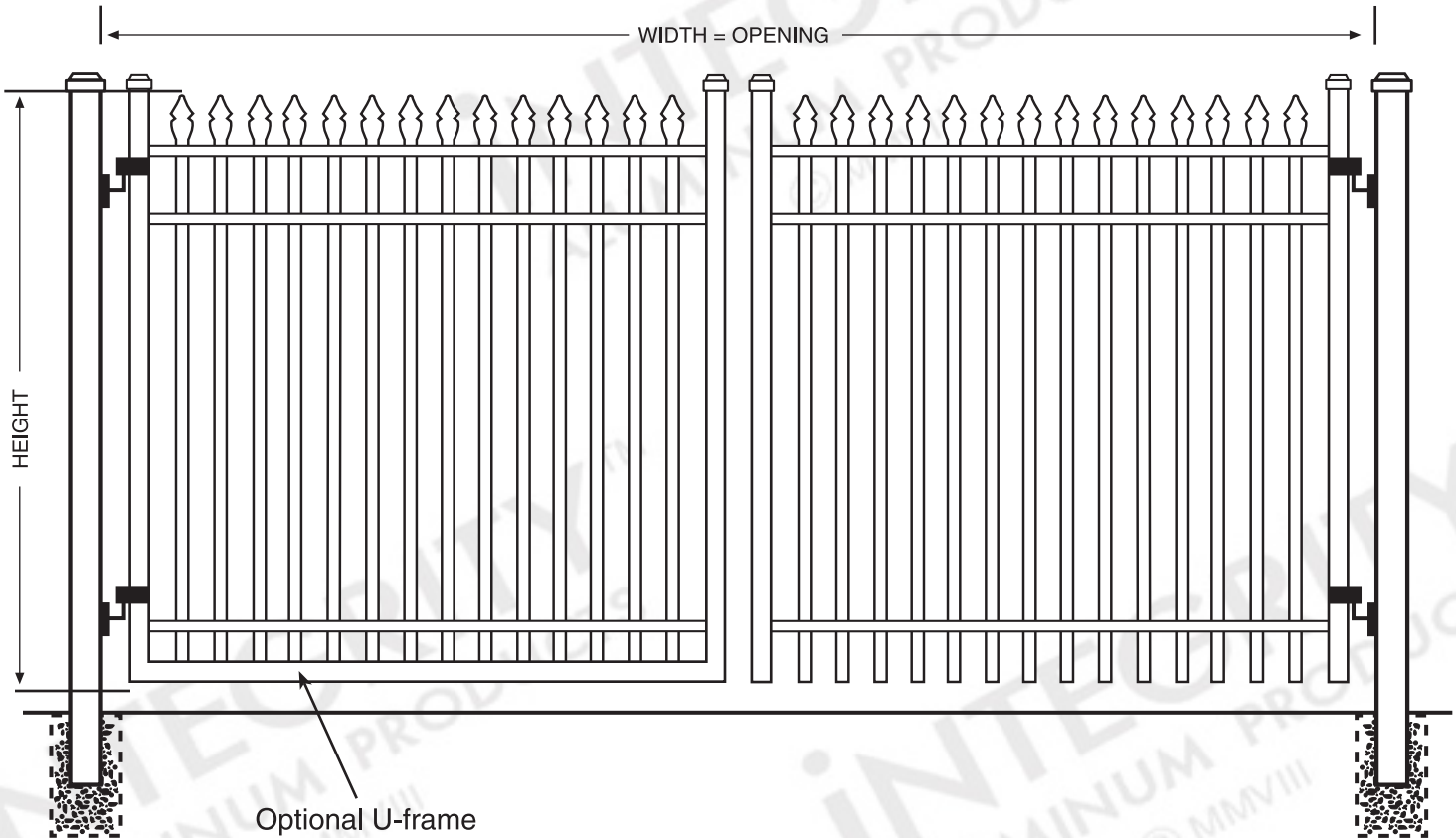
© 2009 Integrity Aluminum Products. Above schematic is intended as a representation only and is not to scale. www.integrityaluminumproducts.com



iNTEGRITY™

ALUMINUM PRODUCTS

800.762.8876



BELLA VISTA™ Premier™ Driveway Gate

DIMENSIONS

The height and width dimensions for this gate are available in standardized one-foot increments but can be customized to meet unique requirements.

CONFIGURATION

This Premier™ Driveway Gate can be constructed as a single-leaf gate up to 8' in width. An optional Mid-rail is available.

HARDWARE

Gate latch and hinges sold separately and may vary depending on size of gate and posts. Suggestions provided. A standard drop rod is included.


SPECIFICATIONS

PREMIER GRADE

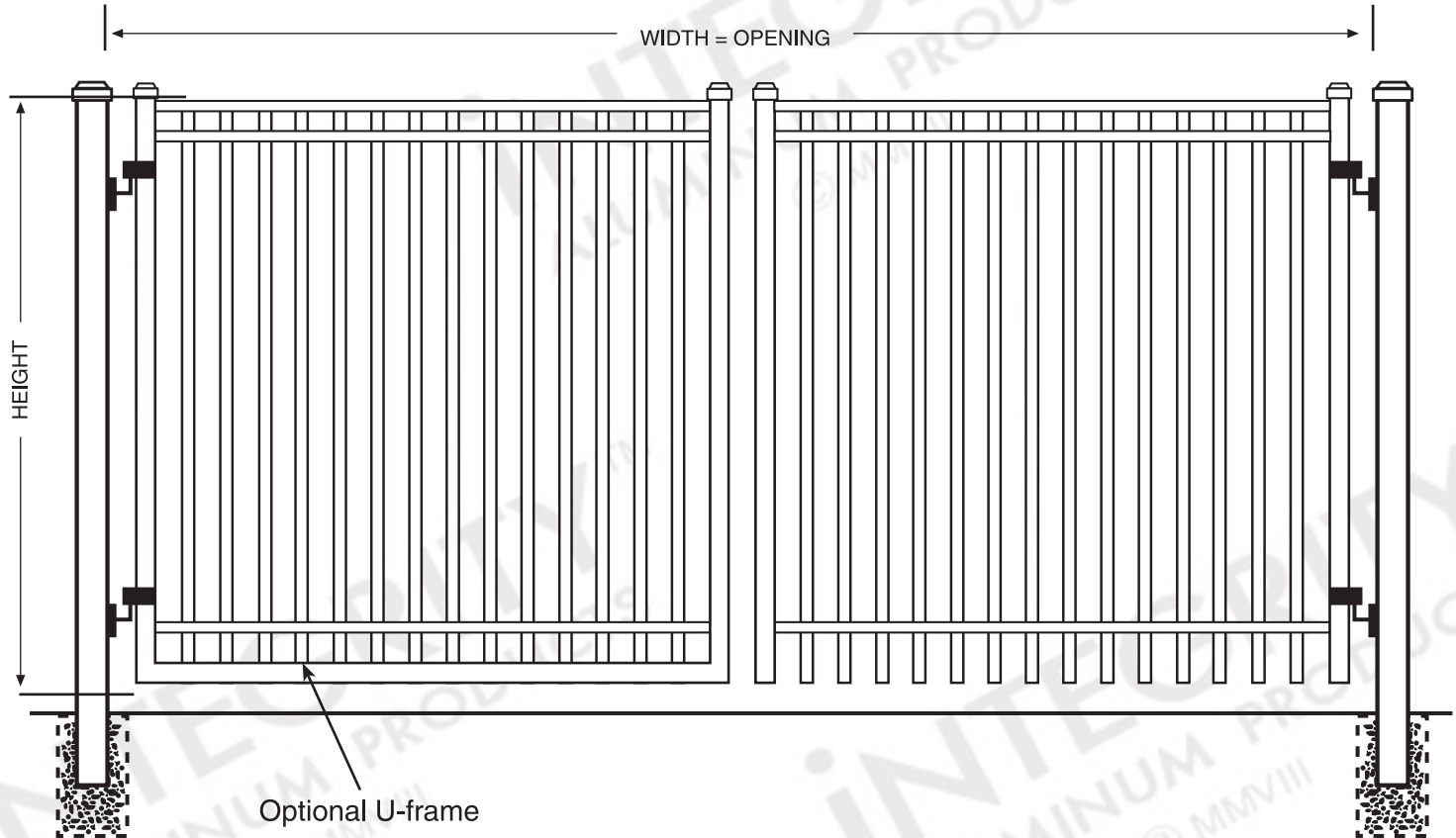
Posts Available	2" x 2" x .080 Wall 2" x 2" x .125 Wall 2½" x 2½" x .100 Wall 3" x 3" x .125 Wall
Gate Frame Uprights	2" x 2" x .080 Wall
Horizontal Rails Side Walls Top Walls	1⅜" x 1¼" .088" .065"
Vertical Pickets Standard Spacing Extreme Spacing	¾" x ¾" x .055 Wall 3⅝" 1½" Available
Heights Available	Up to 6'
Widths Available	Up to 16'
All Specifications Are Nominal	



© 2009 Integrity Aluminum Products. Above schematic is intended as a representation only and is not to scale. www.integrityaluminumproducts.com



iNTEGRITYTM
 ALUMINUM PRODUCTS
 800.762.8876



BOCA GRANDETM PremierTM Driveway Gate

DIMENSIONS

The height and width dimensions for this gate are available in standardized one-foot increments but can be customized to meet unique requirements.

CONFIGURATION

This PremierTM Driveway Gate can be constructed as a single-leaf gate up to 8' in width. An optional Mid-rail is available.

HARDWARE

Gate latch and hinges sold separately and may vary depending on size of gate and posts. Suggestions provided. A standard drop rod is included.

SPECIFICATIONS


PREMIER GRADE

Posts Available	2" x 2" x .080 Wall 2" x 2" x .125 Wall 2½" x 2½" x .100 Wall 3" x 3" x .125 Wall
Gate Frame Uprights	2" x 2" x .080 Wall
Horizontal Rails Side Walls Top Walls	1 ³ / ₈ " x 1¼" .088" .065"
Vertical Pickets Standard Spacing Extreme Spacing	¾" x ¾" x .055 Wall 3 ⁵ / ₈ " 1½" Available
Heights Available	Up to 6'
Widths Available	Up to 16'

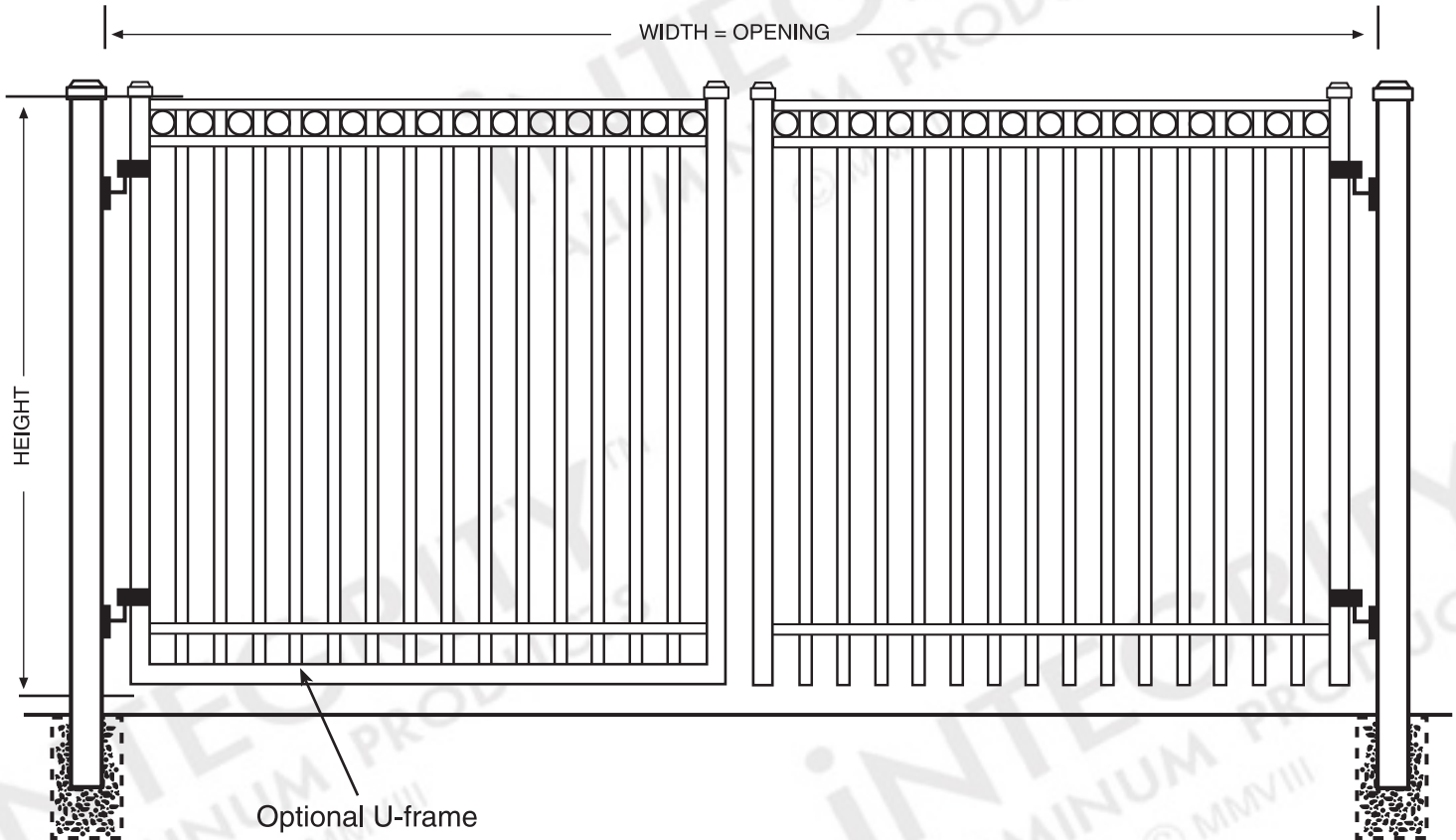
All Specifications Are Nominal



© 2009 Integrity Aluminum Products. Above schematic is intended as a representation only and is not to scale. www.integrityaluminumproducts.com



INTEGRITY
ALUMINUM PRODUCTS
800.762.8876



NAPA VALLEY™ Premier™ Driveway Gate

DIMENSIONS

The height and width dimensions for this gate are available in standardized one-foot increments but can be customized to meet unique requirements.

CONFIGURATION

This Premier™ Driveway Gate can be constructed as a single-leaf gate up to 8' in width. An optional Mid-rail is available.

HARDWARE

Gate latch and hinges sold separately and may vary depending on size of gate and posts. Suggestions provided. A standard drop rod is included.


SPECIFICATIONS

PREMIER GRADE

Posts Available	2" x 2" x .080 Wall 2" x 2" x .125 Wall 2½" x 2½" x .100 Wall 3" x 3" x .125 Wall
Gate Frame Uprights	2" x 2" x .080 Wall
Horizontal Rails Side Walls Top Walls	1⅜" x 1¼" .088" .065"
Vertical Pickets Standard Spacing Extreme Spacing	¾" x ¾" x .055 Wall 3⅝" 1½" Available
Heights Available	Up to 6'
Widths Available	Up to 16'
All Specifications Are Nominal	



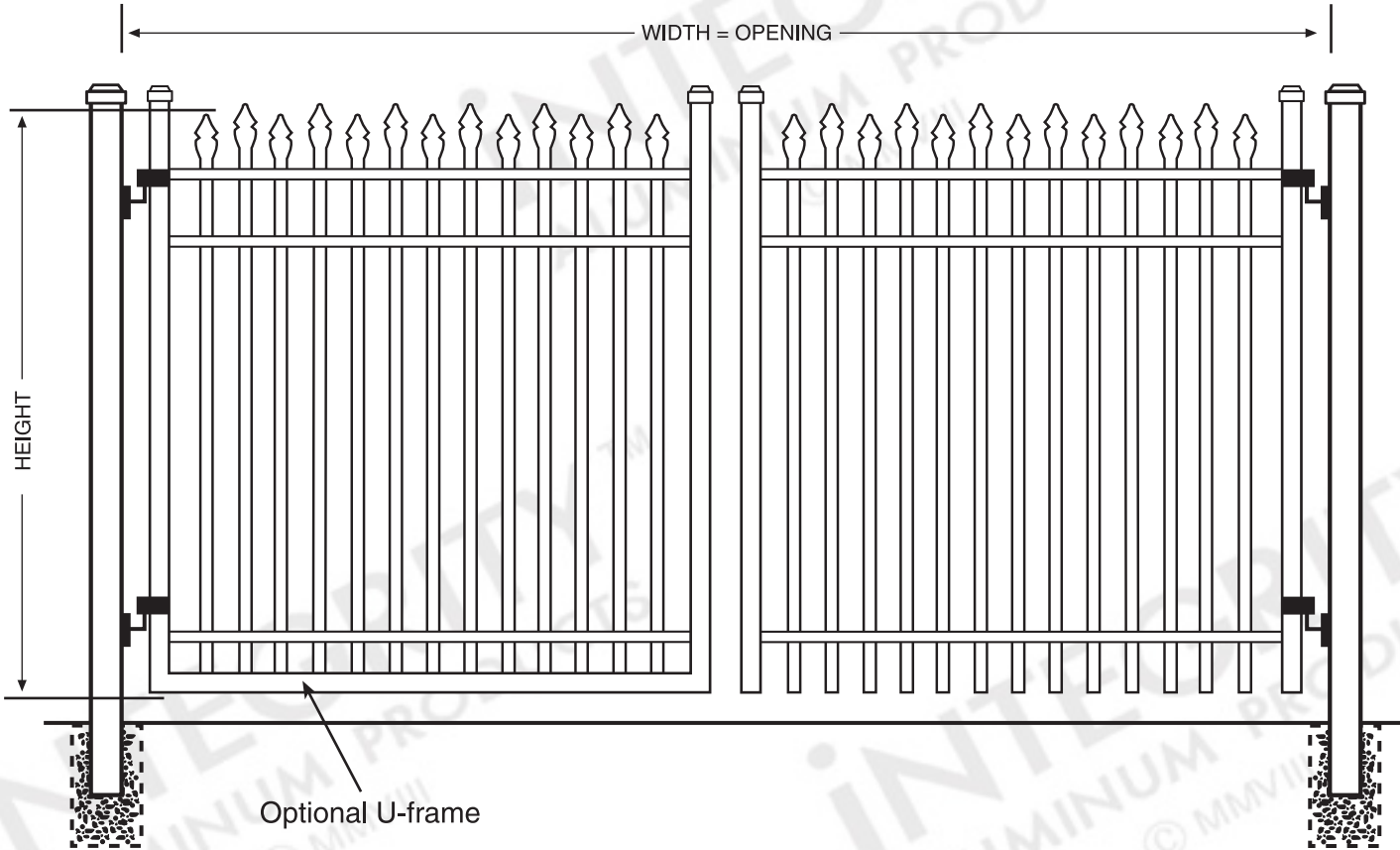
© 2009 Integrity Aluminum Products. Above schematic is intended as a representation only and is not to scale. www.integrityaluminumproducts.com



INTEGRITY™

ALUMINUM PRODUCTS

800.762.8876



BELLA TERRA™ Premier™ Driveway Gate

DIMENSIONS

The height and width dimensions for this gate are available in standardized one-foot increments but can be customized to meet unique requirements.

CONFIGURATION

This Premier™ Driveway Gate can be constructed as a single-leaf gate up to 8' in width. An optional Mid-rail is available.

HARDWARE

Gate latch and hinges sold separately and may vary depending on size of gate and posts. Suggestions provided. A standard drop rod is included.

SPECIFICATIONS


PREMIER GRADE

Posts Available	2" x 2" x .080 Wall 2" x 2" x .125 Wall 2½" x 2½" x .100 Wall 3" x 3" x .125 Wall
Gate Frame Uprights	2" x 2" x .080 Wall
Horizontal Rails Side Walls Top Walls	1 ³ / ₈ " x 1¼" .088" .065"
Vertical Pickets Standard Spacing Extreme Spacing	¾" x ¾" x .055 Wall 3 ⁵ / ₈ " 1½" Available
Heights Available	Up to 6'
Widths Available	Up to 16'

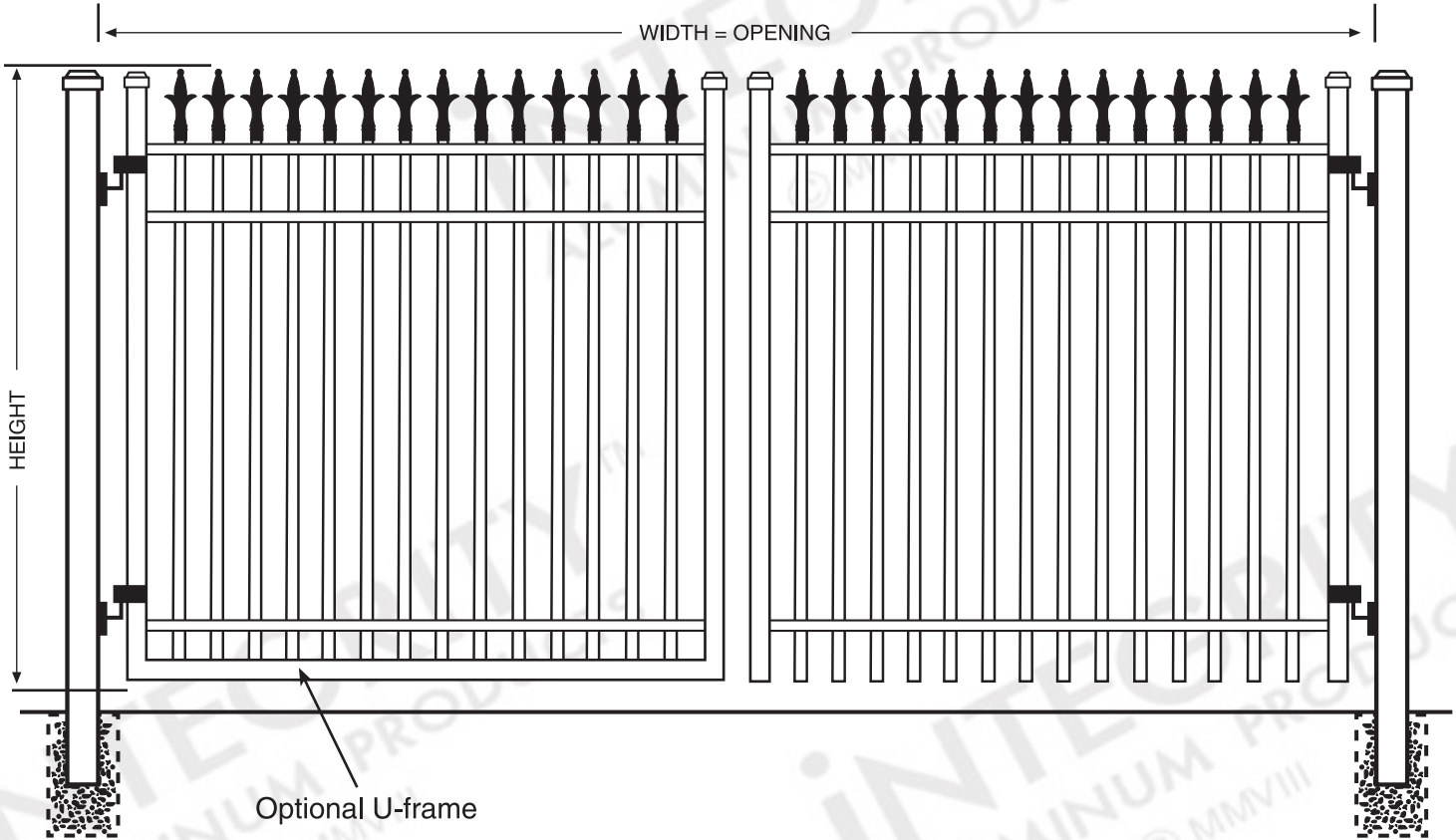
All Specifications Are Nominal



© 2009 Integrity Aluminum Products. Above schematic is intended as a representation only and is not to scale. www.integrityaluminumproducts.com



iNTEGRITYTM
 ALUMINUM PRODUCTS
 800.762.8876



CHARLEMAGNETM

PremierTM Driveway Gate

DIMENSIONS

The height and width dimensions for this gate are available in standardized one-foot increments but can be customized to meet unique requirements.

CONFIGURATION

This PremierTM Driveway Gate can be constructed as a single-leaf gate up to 8' in width. An optional Mid-rail is available.

HARDWARE

Gate latch and hinges sold separately and may vary depending on size of gate and posts. Suggestions provided. A standard drop rod is included.

SPECIFICATIONS


PREMIER GRADE

Posts Available	2" x 2" x .080 Wall 2" x 2" x .125 Wall 2½" x 2½" x .100 Wall 3" x 3" x .125 Wall
Gate Frame Uprights	2" x 2" x .080 Wall
Horizontal Rails Side Walls Top Walls	1 ³ / ₈ " x 1¼" .088" .065"
Vertical Pickets Standard Spacing Extreme Spacing	¾" x ¾" x .055 Wall 3 ⁵ / ₈ " 1½" Available
Heights Available	Up to 6'
Widths Available	Up to 16'

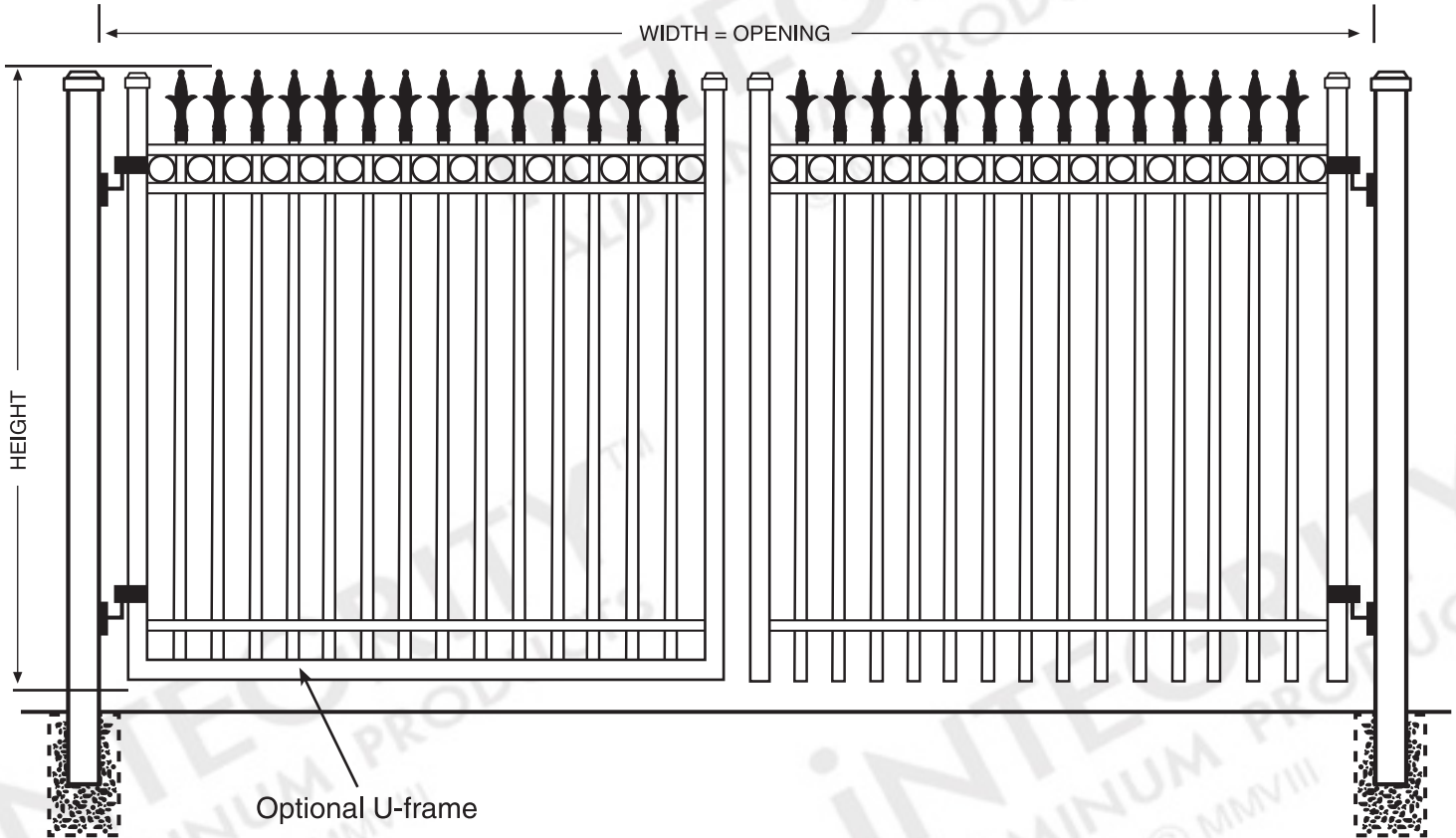
All Specifications Are Nominal



© 2009 Integrity Aluminum Products. Above schematic is intended as a representation only and is not to scale. www.integrityaluminumproducts.com



INTEGRITYTM
ALUMINUM PRODUCTS
800.762.8876



PROVIDENCETM PremierTM Driveway Gate

DIMENSIONS

The height and width dimensions for this gate are available in standardized one-foot increments but can be customized to meet unique requirements.

CONFIGURATION

This PremierTM Driveway Gate can be constructed as a single-leaf gate up to 8' in width. An optional Mid-rail is available.

HARDWARE

Gate latch and hinges sold separately and may vary depending on size of gate and posts. Suggestions provided. A standard drop rod is included.


SPECIFICATIONS

PREMIER GRADE

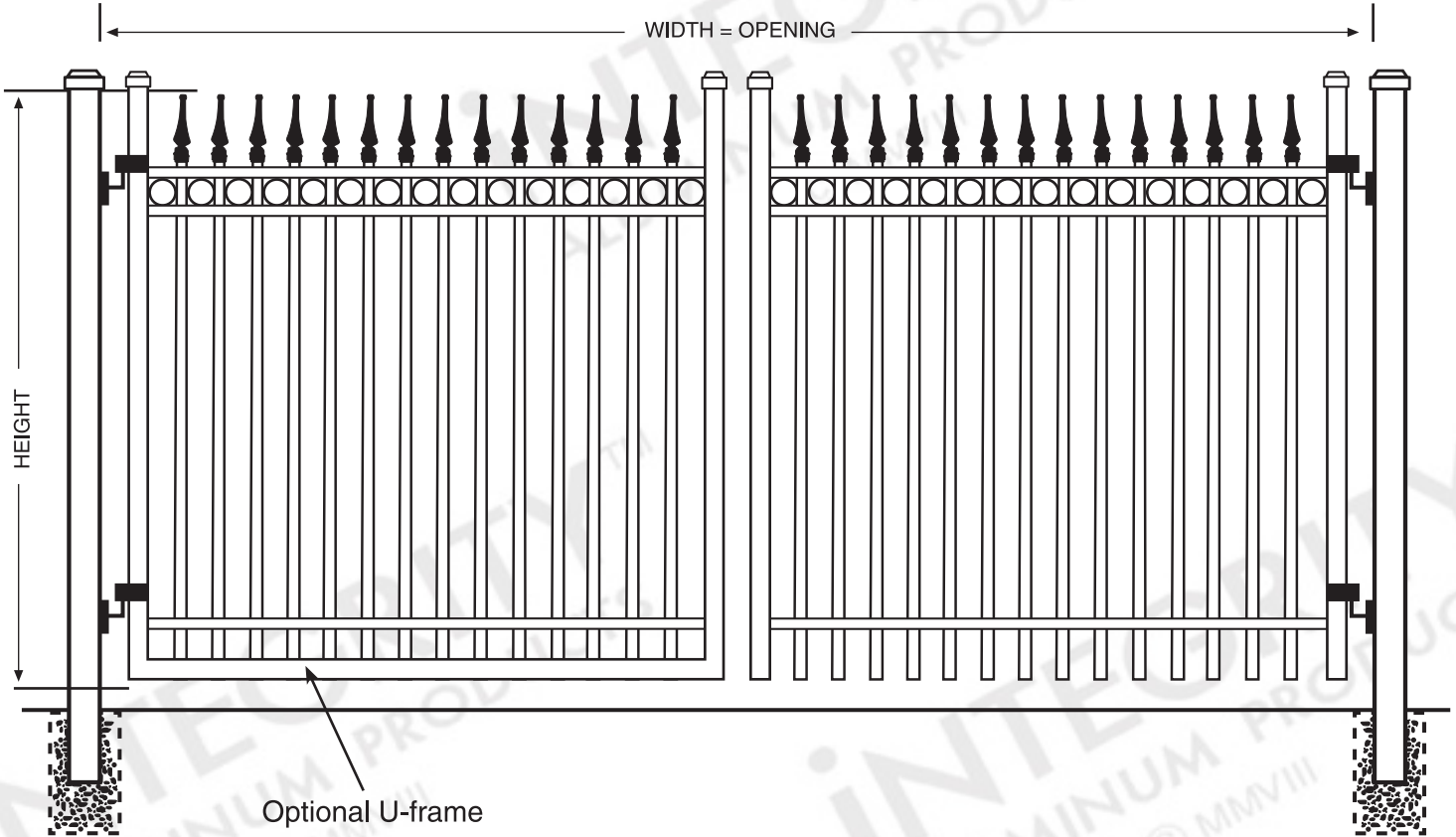
Posts Available	2" x 2" x .080 Wall 2" x 2" x .125 Wall 2½" x 2½" x .100 Wall 3" x 3" x .125 Wall
Gate Frame Uprights	2" x 2" x .080 Wall
Horizontal Rails Side Walls Top Walls	1 ³ / ₈ " x 1¼" .088" .065"
Vertical Pickets Standard Spacing Extreme Spacing	¾" x ¾" x .055 Wall 3 ⁵ / ₈ " 1½" Available
Heights Available	Up to 6'
Widths Available	Up to 16'
All Specifications Are Nominal	



© 2009 Integrity Aluminum Products. Above schematic is intended as a representation only and is not to scale. www.integrityaluminumproducts.com



iNTEGRITYTM
 ALUMINUM PRODUCTS
 800.762.8876



CAMELOTTM PremierTM Driveway Gate

DIMENSIONS

The height and width dimensions for this gate are available in standardized one-foot increments but can be customized to meet unique requirements.

CONFIGURATION

This PremierTM Driveway Gate can be constructed as a single-leaf gate up to 8' in width. An optional Mid-rail is available.

HARDWARE

Gate latch and hinges sold separately and may vary depending on size of gate and posts. Suggestions provided. A standard drop rod is included.


SPECIFICATIONS

PREMIER GRADE

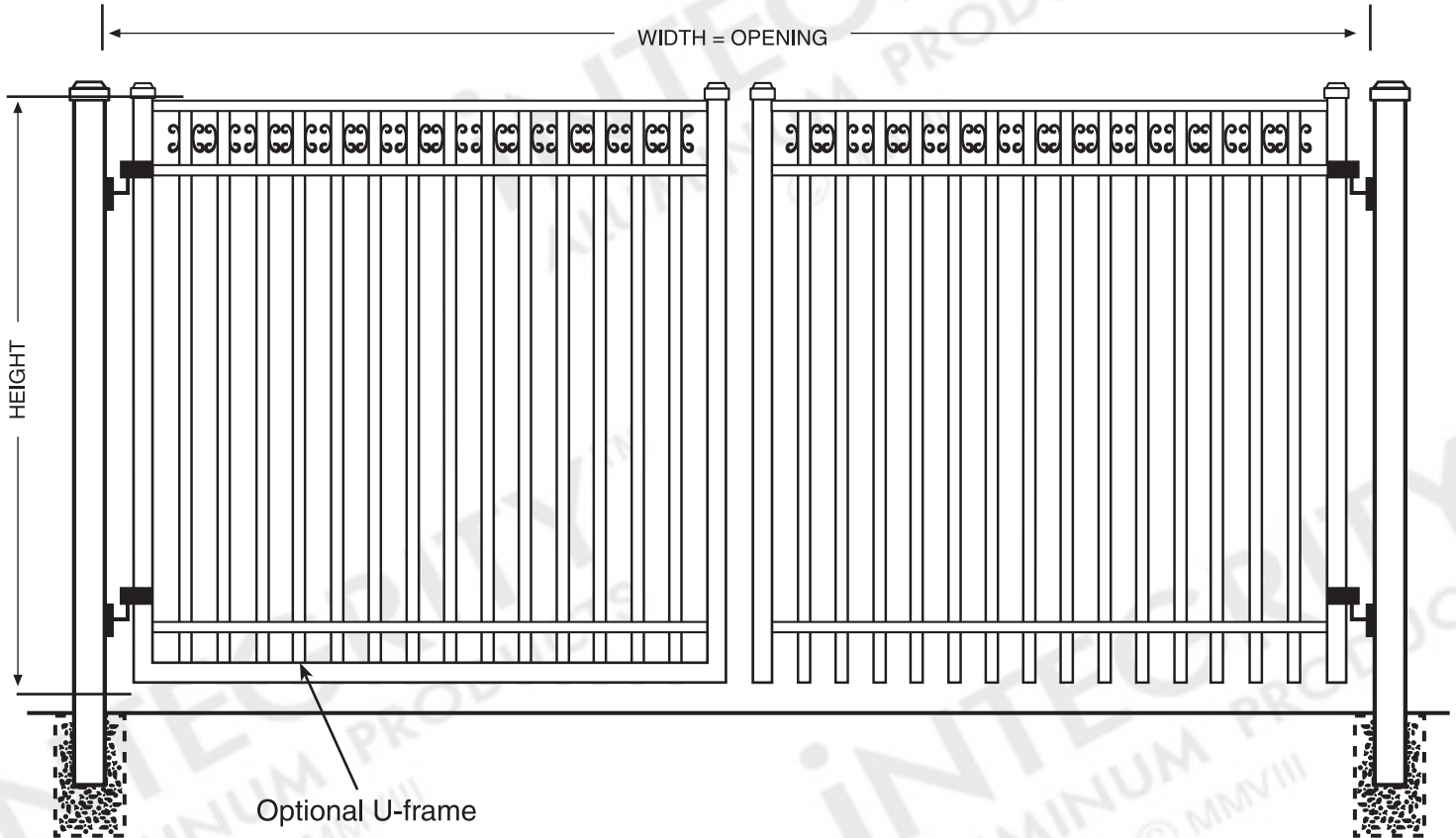
Posts Available	2" x 2" x .080 Wall 2" x 2" x .125 Wall 2½" x 2½" x .100 Wall 3" x 3" x .125 Wall
Gate Frame Uprights	2" x 2" x .080 Wall
Horizontal Rails Side Walls Top Walls	1 ³ / ₈ " x 1¼" .088" .065"
Vertical Pickets Standard Spacing Extreme Spacing	¾" x ¾" x .055 Wall 3 ⁵ / ₈ " 1½" Available
Heights Available	Up to 6'
Widths Available	Up to 16'
All Specifications Are Nominal	



© 2009 Integrity Aluminum Products. Above schematic is intended as a representation only and is not to scale. www.integrityaluminumproducts.com



iNTEGRITY™
ALUMINUM PRODUCTS
 800.762.8876



CAMARILLO™ Premier™ Driveway Gate

DIMENSIONS

The height and width dimensions for this gate are available in standardized one-foot increments but can be customized to meet unique requirements.

CONFIGURATION

This Premier™ Driveway Gate can be constructed as a single-leaf gate up to 8' in width. An optional Mid-rail is available.

HARDWARE

Gate latch and hinges sold separately and may vary depending on size of gate and posts. Suggestions provided. A standard drop rod is included.

SPECIFICATIONS


PREMIER GRADE

Posts Available	2" x 2" x .080 Wall 2" x 2" x .125 Wall 2½" x 2½" x .100 Wall 3" x 3" x .125 Wall
Gate Frame Uprights	2" x 2" x .080 Wall
Horizontal Rails Side Walls Top Walls	1⅜" x 1¼" .088" .065"
Vertical Pickets Standard Spacing Extreme Spacing	¾" x ¾" x .055 Wall 3⅝" 1½" Available
Heights Available	Up to 6'
Widths Available	Up to 16'

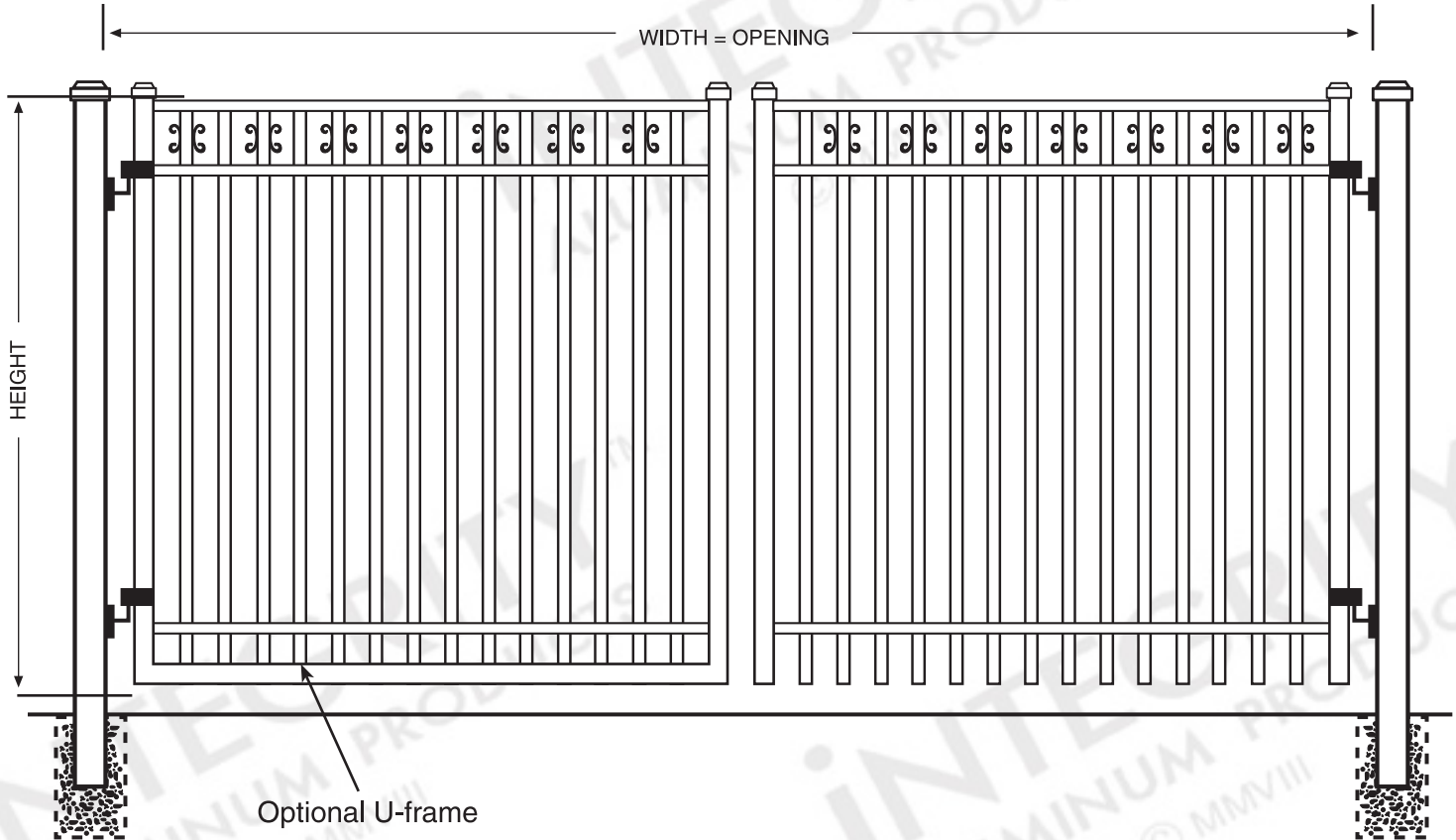
All Specifications Are Nominal



© 2009 Integrity Aluminum Products. Above schematic is intended as a representation only and is not to scale. www.integrityaluminumproducts.com



INTEGRITY
ALUMINUM PRODUCTS
800.762.8876



AMARILLO™ Premier™ Driveway Gate

DIMENSIONS

The height and width dimensions for this gate are available in standardized one-foot increments but can be customized to meet unique requirements.

CONFIGURATION

This Premier™ Driveway Gate can be constructed as a single-leaf gate up to 8' in width. An optional Mid-rail is available.

HARDWARE

Gate latch and hinges sold separately and may vary depending on size of gate and posts. Suggestions provided. A standard drop rod is included.


SPECIFICATIONS

PREMIER GRADE

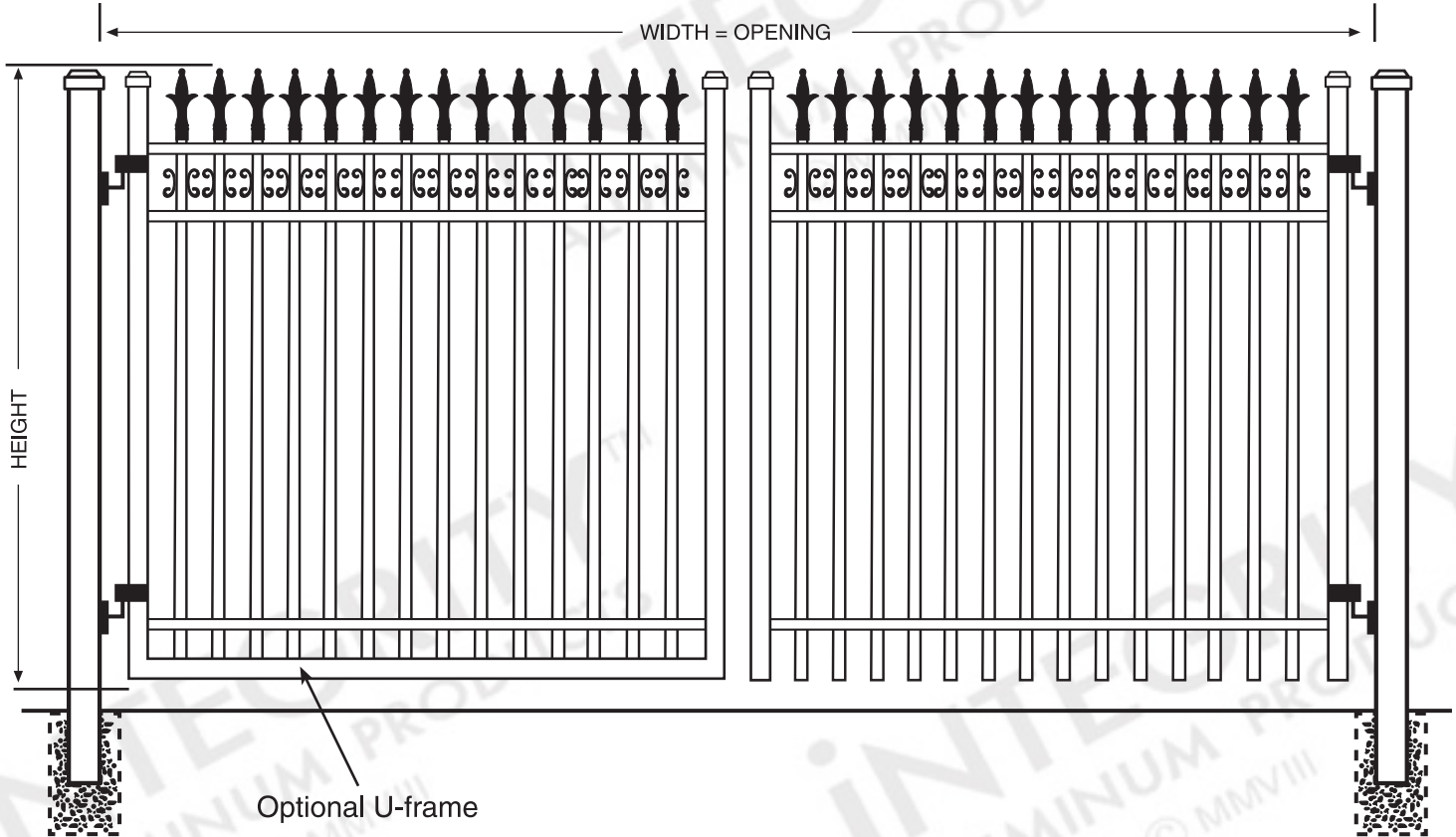
Posts Available	2" x 2" x .080 Wall 2" x 2" x .125 Wall 2½" x 2½" x .100 Wall 3" x 3" x .125 Wall
Gate Frame Uprights	2" x 2" x .080 Wall
Horizontal Rails Side Walls Top Walls	1 ³ / ₈ " x 1¼" .088" .065"
Vertical Pickets Standard Spacing Extreme Spacing	¾" x ¾" x .055 Wall 3 ⁵ / ₈ " 1½" Available
Heights Available	Up to 6'
Widths Available	Up to 16'
All Specifications Are Nominal	



© 2009 Integrity Aluminum Products. Above schematic is intended as a representation only and is not to scale. www.integrityaluminumproducts.com



iNTEGRITY™
ALUMINUM PRODUCTS
 800.762.8876



VALENCIA™ Premier™ Driveway Gate

DIMENSIONS

The height and width dimensions for this gate are available in standardized one-foot increments but can be customized to meet unique requirements.

CONFIGURATION

This Premier™ Driveway Gate can be constructed as a single-leaf gate up to 8' in width. An optional Mid-rail is available.

HARDWARE

Gate latch and hinges sold separately and may vary depending on size of gate and posts. Suggestions provided. A standard drop rod is included.


SPECIFICATIONS

PREMIER GRADE

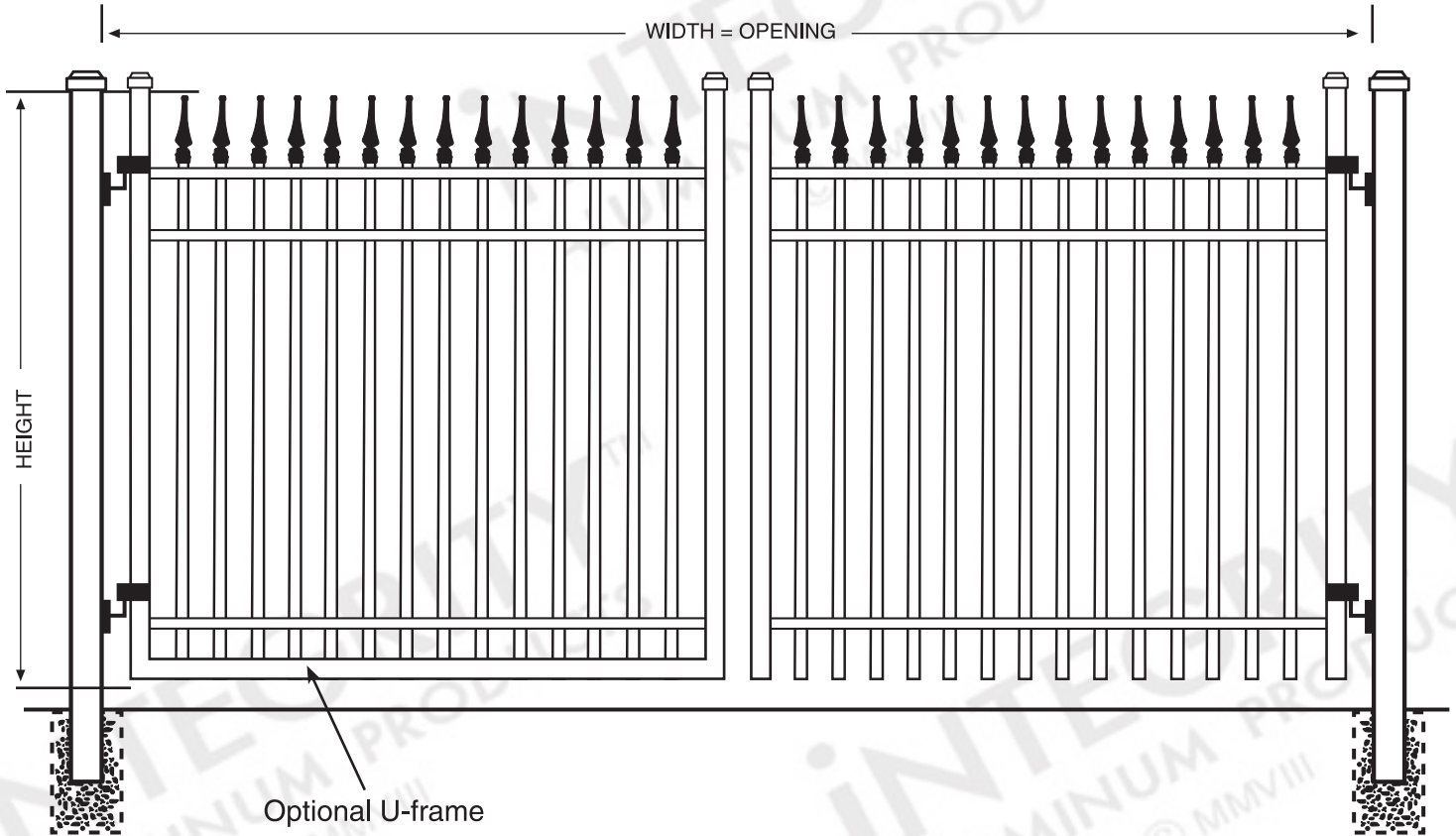
Posts Available	2" x 2" x .080 Wall 2" x 2" x .125 Wall 2½" x 2½" x .100 Wall 3" x 3" x .125 Wall
Gate Frame Uprights	2" x 2" x .080 Wall
Horizontal Rails Side Walls Top Walls	1 ³ / ₈ " x 1¼" .088" .065"
Vertical Pickets Standard Spacing Extreme Spacing	¾" x ¾" x .055 Wall 3 ⁵ / ₈ " 1½" Available
Heights Available	Up to 6'
Widths Available	Up to 16'
All Specifications Are Nominal	



© 2009 Integrity Aluminum Products. Above schematic is intended as a representation only and is not to scale. www.integrityaluminumproducts.com



iNTEGRITY™
ALUMINUM PRODUCTS
 800.762.8876



MISSION POINT™ Premier™ Driveway Gate

DIMENSIONS

The height and width dimensions for this gate are available in standardized one-foot increments but can be customized to meet unique requirements.

CONFIGURATION

This Premier™ Driveway Gate can be constructed as a single-leaf gate up to 8' in width. An optional Mid-rail is available.

HARDWARE

Gate latch and hinges sold separately and may vary depending on size of gate and posts. Suggestions provided. A standard drop rod is included.

SPECIFICATIONS


PREMIER GRADE

Posts Available	2" x 2" x .080 Wall 2" x 2" x .125 Wall 2½" x 2½" x .100 Wall 3" x 3" x .125 Wall
Gate Frame Uprights	2" x 2" x .080 Wall
Horizontal Rails Side Walls Top Walls	1 ³ / ₈ " x 1¼" .088" .065"
Vertical Pickets Standard Spacing Extreme Spacing	¾" x ¾" x .055 Wall 3 ⁵ / ₈ " 1½" Available
Heights Available	Up to 6'
Widths Available	Up to 16'

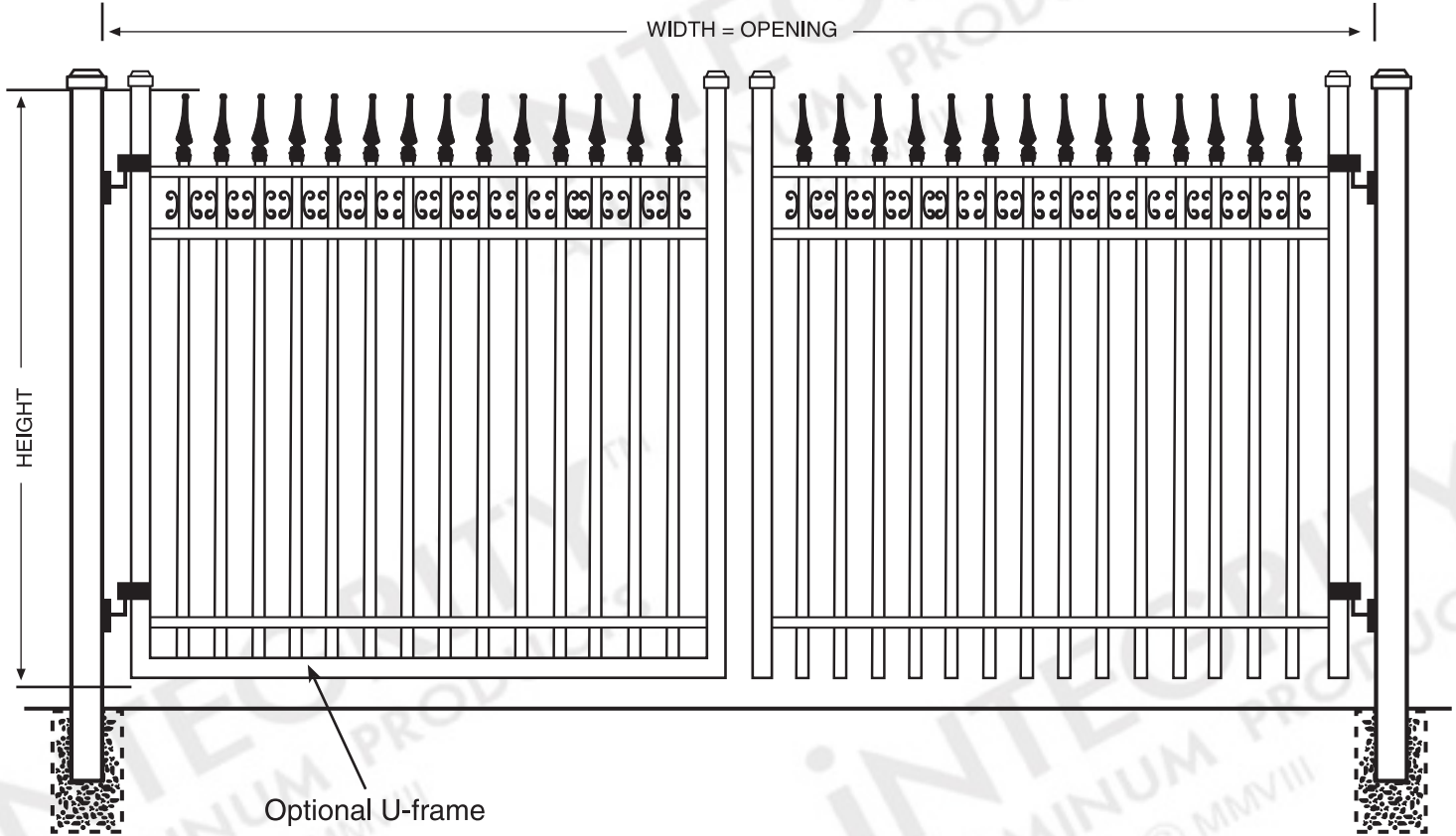
All Specifications Are Nominal



© 2009 Integrity Aluminum Products. Above schematic is intended as a representation only and is not to scale. www.integrityaluminumproducts.com



INTEGRITY
ALUMINUM PRODUCTS
800.762.8876



CASTILE™ Premier™ Driveway Gate

DIMENSIONS

The height and width dimensions for this gate are available in standardized one-foot increments but can be customized to meet unique requirements.

CONFIGURATION

This Premier™ Driveway Gate can be constructed as a single-leaf gate up to 8' in width. An optional Mid-rail is available.

HARDWARE


Gate latch and hinges sold separately and may vary depending on size of gate and posts. Suggestions provided. A standard drop rod is included.

SPECIFICATIONS

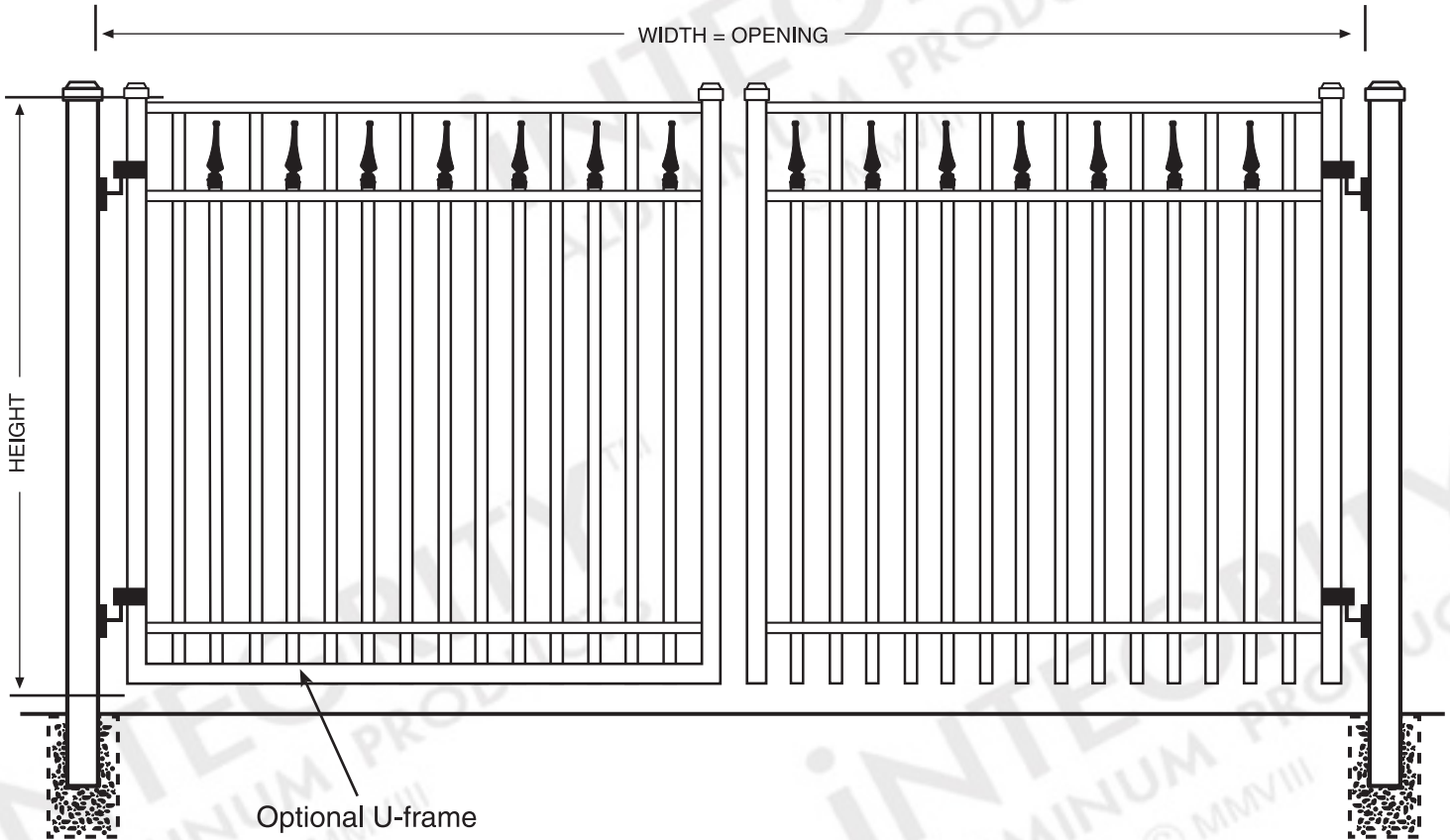
PREMIER GRADE

Posts Available	2" x 2" x .080 Wall 2" x 2" x .125 Wall 2½" x 2½" x .100 Wall 3" x 3" x .125 Wall
Gate Frame Uprights	2" x 2" x .080 Wall
Horizontal Rails Side Walls Top Walls	1 ³ / ₈ " x 1¼" .088" .065"
Vertical Pickets Standard Spacing Extreme Spacing	¾" x ¾" x .055 Wall 3 ⁵ / ₈ " 1½" Available
Heights Available	Up to 6'
Widths Available	Up to 16'
All Specifications Are Nominal	





iNTEGRITYTM
 ALUMINUM PRODUCTS
 800.762.8876



EXCELSIORTM PremierTM Driveway Gate

DIMENSIONS

The height and width dimensions for this gate are available in standardized one-foot increments but can be customized to meet unique requirements.

CONFIGURATION

This PremierTM Driveway Gate can be constructed as a single-leaf gate up to 8' in width. An optional Mid-rail is available.

HARDWARE

Gate latch and hinges sold separately and may vary depending on size of gate and posts. Suggestions provided. A standard drop rod is included.

SPECIFICATIONS

PREMIER GRADE

Posts Available	2" x 2" x .080 Wall 2" x 2" x .125 Wall 2½" x 2½" x .100 Wall 3" x 3" x .125 Wall
Gate Frame Uprights	2" x 2" x .080 Wall
Horizontal Rails Side Walls Top Walls	1 ³ / ₈ " x 1¼" .088" .065"
Vertical Pickets Standard Spacing Extreme Spacing	¾" x ¾" x .055 Wall 3 ⁵ / ₈ " 1½" Available
Heights Available	Up to 6'
Widths Available	Up to 16'

All Specifications Are Nominal



© 2009 Integrity Aluminum Products. Above schematic is intended as a representation only and is not to scale. www.integrityaluminumproducts.com